










Zone #	What is in that Zone?	How to Drop Off for that Zone
	<ul style="list-style-type: none"> Large Items Outdoor Toys Furniture 	You will place your items near the drop zone sign. All items must be put TOGETHER by YOU.
	<ul style="list-style-type: none"> Boys Clothes Girls Clothes 	Place your clothes DIRECTLY on the table by size & gender. They will be inspected after you drop them off.
	<ul style="list-style-type: none"> Maternity Clothes/ Items Nursing Items 	<p>All of these zones will have a drop table or rolling rack. You will place your items on that table and that's it!</p> <p>It's that simple!</p> <p>Our team will organize your items onto the tables and shelves in these locations.</p> <p><small>*If bringing your toys in cardboard boxes feel free to leave the toys in the box.</small></p> <p><small>*Please note that sections may change according to what consignors bring and what sells.</small></p>
	<ul style="list-style-type: none"> Shoes Accessories Backpacks/lunchboxes 	
	<ul style="list-style-type: none"> Feeding Items Bathing Items Safety Items Diapering & Potty Items Baby carriers, seat covers, Bedding/blankets 	
	<ul style="list-style-type: none"> Mommy Mart Seasonal Items Nursery Items Children's Room Decor 	
	<ul style="list-style-type: none"> Toys (Infant, Toddler, Girls, & Boys) 	
	<ul style="list-style-type: none"> Electronics Craft, Puzzles, & Games 	
	<ul style="list-style-type: none"> Books & DVDs Educational Items 	Place these items according to the signs in the book zone.

Drop Off Prep Checklist	
	<p>Season: Our sale is seasonal so please only bring <u>Spring/Summer</u> clothing to this sale. Please refer to the Accepted Items list on our website for more details. Maternity must be TRUE maternity. See the Consignor Details page on our website for more info. and tips. All hangers should resemble a question mark "?" when looking at them. Please place tags in the TOP RIGHT area of the clothing (as you're looking at the item).</p>
	EVERYONE: Print & Complete the consignor waiver.
	<p>Car Seats & Cribs Only: If you are bringing a car seat, have the manual (original or printed) AND fill out a car seat waiver. If you are bringing a crib, fill out the crib waiver.</p>
	<p>Tag Tips: Tags printed on white cardstock (no paper tags). Print in high resolution so that the barcode is clear. No hand-written changes on price, donate, 1/2 price, etc. The system will NOT accept hand-written changes. Attach correctly using the guidelines on the Consignor Details page of our website.</p>
	<p>Packing Tips: Pack your items by their zones to help speed up the process. You can label your boxes/bags with the zone name or number. For Zone 2 (Clothes), you will want to pack these items <u>by their size and gender</u>.</p>
	<p>Quality: In order to keep our quality high and be sure consignors are doing their job to only bring their BEST, JBF reserves the right to pull items that are not fit for our sale. PLEASE check your items ahead of time and only bring your best because that is what our shoppers deserve.</p> <p>Please also ensure your items have working batteries; items found without working batteries will be charged \$1 per battery.</p> <p>Good to know: When an item is pulled it is looked at by 3-5 different people before the final decision is made. Anything questionable will be looked at by Robyn personally and she will have the final say.</p> <p>PLEASE check your items BEFORE you drop them off.</p> <p>All rejected items will be returned to you at pickup at the end of the sale.</p>
	<p>1st Steps for Drop Off: Please allow 30-60 min for drop off (depends on the amount of items you have). When you arrive, park and come inside with 1 item to scan. We will take your signed consignor waiver and give you your presale pass. PLEASE BRING YOUR ROLLING RACK, WAGON, OR CART. We recommend bringing your own wagon, dolly, rack, etc. so that you can move quickly (JBF will not provide racks to move your items)</p>
	<p>Zones: Items will be inspected after the consignor leaves. You will drop your items in the zones listed and be on your way. Our team will take care of inspecting your items and organizing them onto our sales floor. SO EASY!</p>
	<p>Get PAID!: Please sign in and verify that your address, <u>email</u> and all info in your profile is correct.</p> <p>NEW!: We will begin electronic checks...you will receive within 14 days after the sale ends.</p>